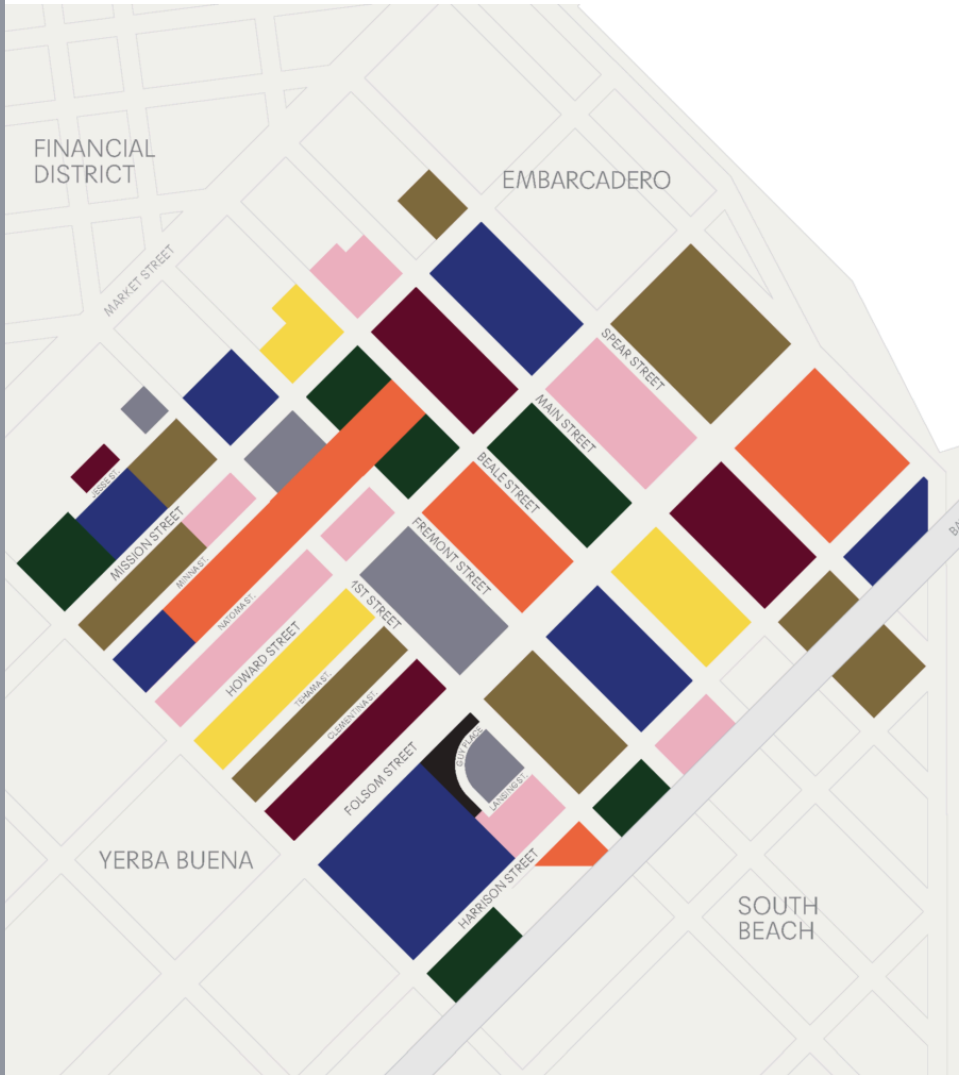


Operations Report

April 2024

Prepared by: Block by Block
for The East Cut Community Benefit District



Highlights




Trash

8,775
lbs. of trash

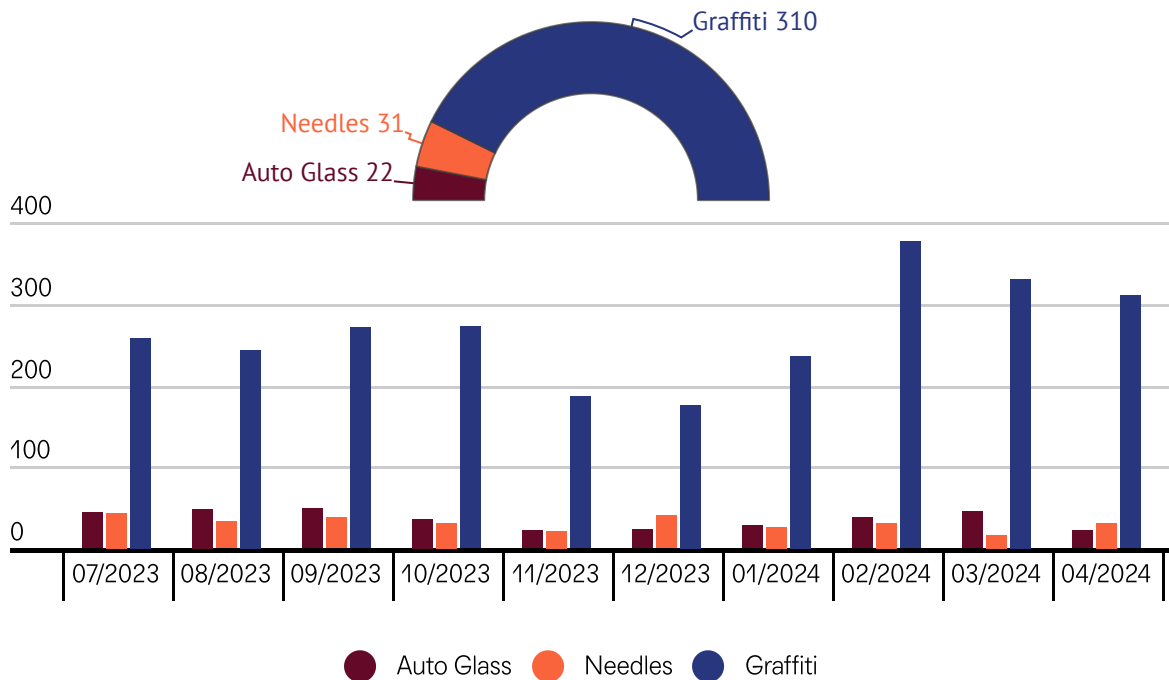


40,100
lbs. YTD



Cleaning Ambassador Juan not only keeps the district clean but also shows how to weed on Essex Street. Juan patiently removes all the stubborn weeds, making the area look fresh and vibrant with his attention to detail.

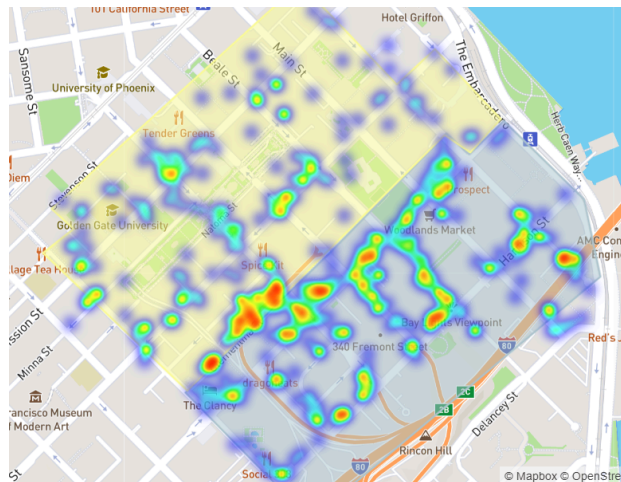
Quality of Life Cleaning



Zones Pressure Washed

1,3,4,5

See pressure washing map [here](#).



This map shows all of the feces removed by The East Cut cleaning team. The areas in red means higher frequency of cleanup.


Overnight Safety



Feb
6 Calls


April
16 Calls

March
11 Calls



Overnight Safety Business contacts. The red marked areas on the heat map indicate that the surrounded properties are visited more frequently.

Calls for service

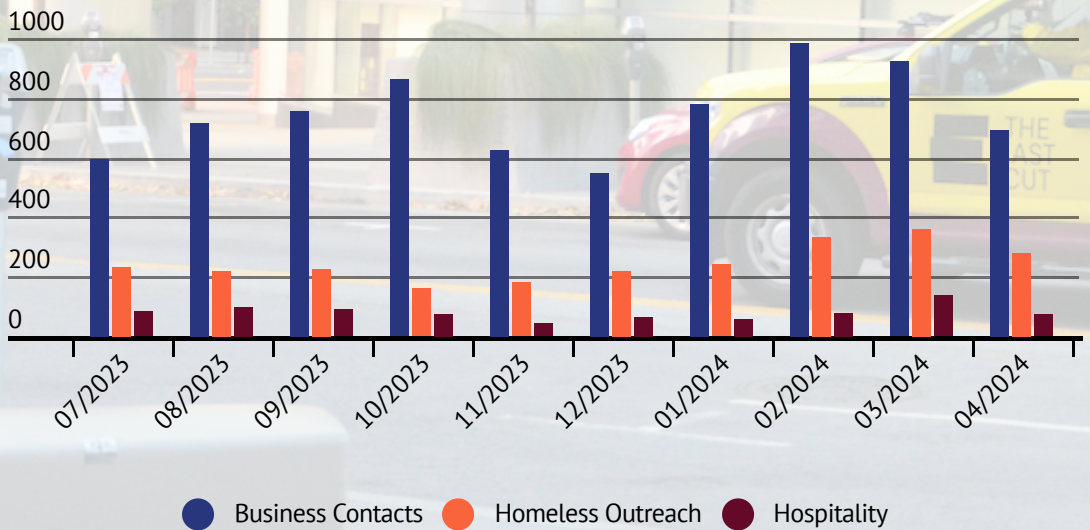
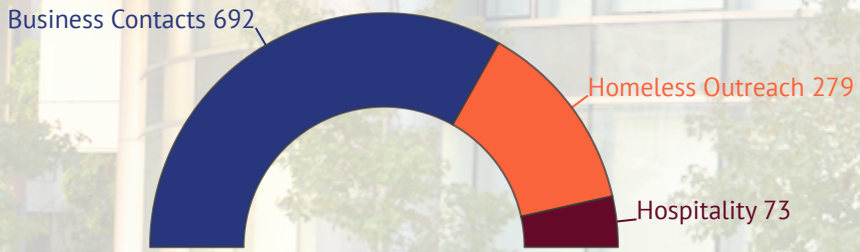


April average
unhoused
sleepers

11.0

During late hours, the overnight Safety team conducts welfare checks and business contacts with various buildings throughout the neighborhood.

Hospitality



Dispatch



Calls Received - 106

Text/Direct Message Received
-10

Emails Received - 61



311 Requests
from City
23





311 Requests
to City
106

Before & After



A large amount of trash and scattered debris on Minna St, was quickly disposed of by the team.



The pillar on Main Street, between Harrison and Bryant, got covered in graffiti. The East Cut services team acted fast and covered it up quickly.

Meet The Team

CLEANING TEAM

Dwight



Robert




Jerry



Juan



Nicholas



Lorenzo



Zain



Dennis



Oscar



SAFETY TEAM


Jordan



Masen



Andrew



Brandon



Meet The Team

DISPATCH TEAM

Miracle



Rene



Dawanna
(Photo Pending)

TEAM LEADERS

Mario



Norman



James C ("JC")



Juan



Robert P



James
Operations Manager



Robert W
Operations Supervisor

